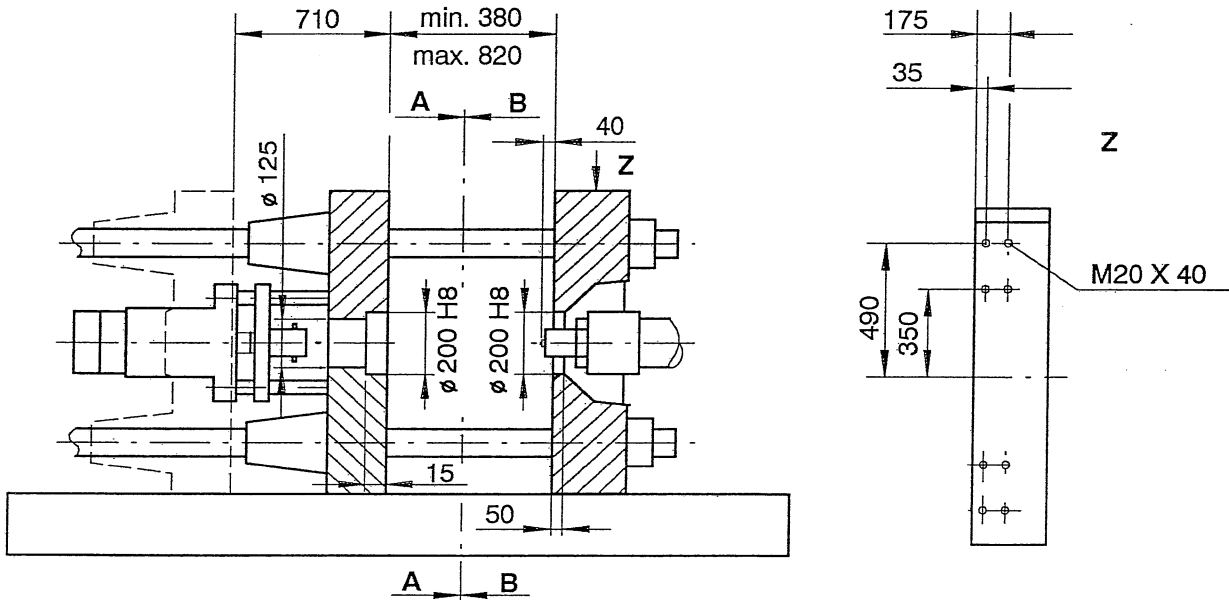


## 1.1.6 Data Sheet Ergotech 420 NC4

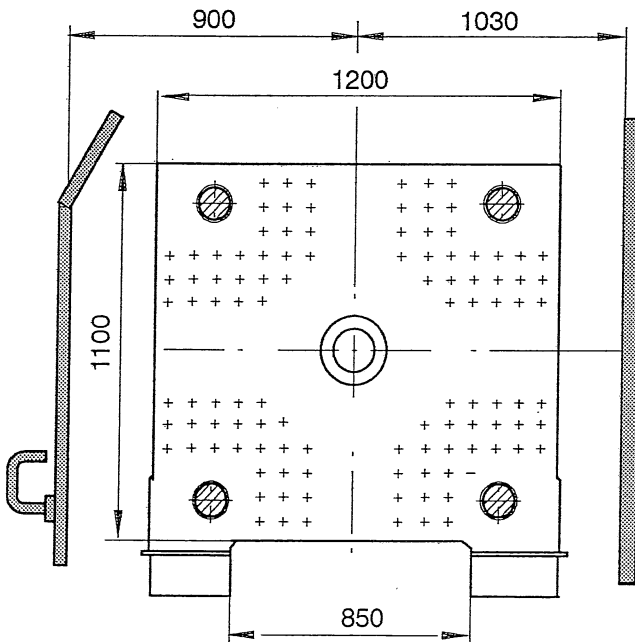
<b>Model description</b>		<b>Ergotech 420 - 1450 / 420 - 2300 / 420 - 3300</b>	
International size code		4200 - 1450 / 4200 - 2300 / 4200 - 3300	
<b>Clamping unit</b>		<b>4200</b>	
Clamping force	kN	4200	
Locking force	kN	4620	
Max. mould opening stroke	mm	710	
Min. mould mounting height	mm	380	
Max. mould mounting height	mm	820	
Max. daylight between platens	mm	1530	
Overall size of platens	h x v	mm	1200 x 1100
Daylight distance between tie bars	h x v	mm	800 x 710
Max mould weight	kg	5100	
Max weight content on moving platen	kg	3400	
<b>Hydraulic Ejector</b>			
Ejection stroke	mm	230	
Ejection force	kN	90	
Ejector retraction force	kN	45	

1.2.6 Mould mounting dimensions Ergotech 420

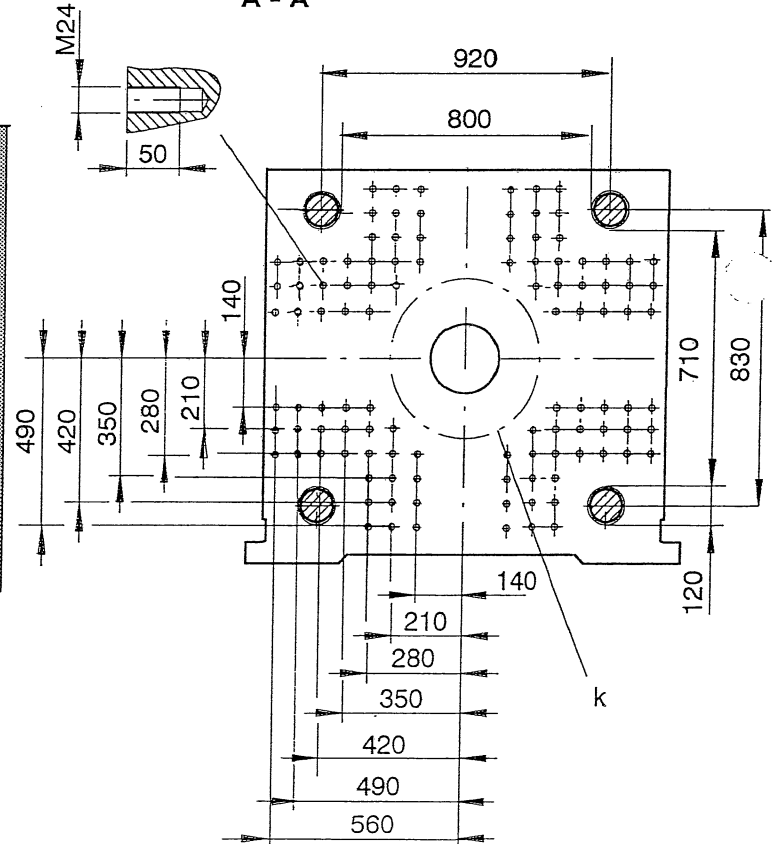
1.2.6.1 Mould mounting dimensions Ergotech 420: DIN layout



B - B



A - A



k = smallest permissible mould Ø 420

## Data Sheet Ergotech 420 NC4 - continued

Injection Unit		1450		
<b>Screw cylinder</b>				
Screw diameter	mm	50	60	* 70
L / D - Ratio		20	20	20
Injection pressure (at 400 °C)	bar	2426	1905	1400
Cylinder head volume	ccm	530	763	1039
Shot weight in (PS)	g	480	690	940
Max. metering stroke	mm	270		
Max. dist. of nozzle retraction	mm	620		
Nozzle dipping depth (SVO)	mm	45		
Nozzle sealing force	kN	109		
Heating capac. of screw cylind.	kW	14.8	23.1	27.0
Electrical screw drive (WA)	kW	30		
Hopper capacity	Ltr.	110		
<b>General Data</b>				
Oil tank capacity	Ltr.	760		
Pump unit	kW	45 / 55		
Total installed electrical rating	kW	60 / 70**** (+EE2)***	68 / 78**** (+EE2)***	72 / 82**** (+EE2)***
Number of dry cycles to EUROMAP 6a	h -1	900 / 1140		
Number of dry cycles without nozzle retraction	h -1	1200 / 1440		
Net weight (without oil)	kg	20000 (+EE2)***		
Machine dimensions L x W x H	m	7.9* x 2.2 x 2.5 (+EE2)***		
Noise level idling / full load	dB (A)	65 / 71**		

\*) without extension of injection unit, see chap. 2.2

\*\*\*) Operator side measured to DIN 45 635 page1, see chap. 3.1.6

\*\*\*\*) see separate order data sheets

\*\*\*\*\*) Ergotech with el. screw drive the total installed electrical rating increases by the rating of the screw drive