





PRIVATE TREATY SALE - Due to the re-organisation of AXIS PRECISION LTD (170659)

Upon instructions received from the Directors of Axis Precision Ltd due to re-organisation

LEADWELL V20i-T 5 Axis Vertical Machining Centre with Fanuc 0i-MD Control. Year 2015

Lot no.	Description
1	<div></div> <p>HAAS VF-4 Super Speed Twin Pallet Vertical Machining Centre with 5th Axis Attachment Haas Control. Year 2005 - SOLD</p> <p>Table Size 1324 x 457mm. Travels X/Y/Z 1270/508/508mm Spindle speed 12,000 rpm. Spindle Taper BT40. HAAS Control. 24 Station ATC. Programmable Coolant Nozzle. Tool Setter. Remote Hand Wheel Control. USB Port. Spindle Probe. Twin Pallet. 5th Axis Trunnion Table. Low Volt Light. Chip Auger 5th Axis Attachment Serviced January 2019 New AC Motor, Z Lead screw and Vector Drive fitted in July 2018</p>
2	<div></div> <p>HAAS VF-2 YT Vertical Machining Centre with Extended Travel and 4th Axis Attachment. Haas Control. Year 2007 - SOLD</p> <p>Table Size 914 x 457mm. Travels X/Y/Z 762/508/508mm. Spindle Nose to Table (~ max) 610 mm. Spindle Nose to Table (~ min) 102 mm. 4th Axis Attachment . Spindle speed 10,000rpm through gearbox. Spindle taper BT40. Spindle Motor 40Hp. HAAS Control. 40 Station ATC. Through Spindle Coolant. Tool Setter. Programmable Coolant. Swarf Auger. Tooling. Manuals</p>
3	<div></div> <p>DOOSAN LYNX 200LC Big Bore CNC Lathe with Multifeed Barfeed Fanuc 21-T Control. Year 1999</p> <p>Max Turning Diameter 279 mm. Max Turning Length: 500 mm. Max Bar Capacity 66 mm. Swing Over Bed 460 mm. Swing Over Carriage 348 mm. Distance Between Centres 630 mm. X Axis Travel 205 mm. Z Axis Travel 460 mm. Spindle Nose A2-6. Spindle Bore 77.47 mm. Spindle Speed 0 – 4500 rpm. Spindle Motor 20 HP. 12 Station turret. Swarf Conveyor. Spindle Hours 6740. Parts Catcher. Kitagawa 8" Chuck and E series Multibore System along with all collets which have a range from 3 - 66mm.</p>

machinebidder

Lot no.	Description
4	<div>A photograph of a HWACHEON Cutex Series 200 CNC Lathe in a factory setting. The machine is a swing-over-bed lathe with a blue and white paint scheme. It has a large, heavy-duty structure with a long bed and a turret at the headstock.</div> <p>HWACHEON Cutex Series 200 CNC Lathe with Barfeed. Fanuc 0i-TC Control. Year 2008</p> <p>Swing over Bed 550mm. Max Turning Diameter 300mm. Max Turning Length 300mm. Chick Size 6". Spindle Nose A2-5. Max Spindle Speed 6000RPM. Spindle Bore 56mm. Bar Capacity 45mm. Turret Capacity 12. Tailstock Quill Dia 60mm. Quill Stroke 80 mm. Quill Taper MT4. Dimensions (LxWxH) 2100 x 1520 x 1720mm. Weight 3200Kg. Tipping Skip</p>
5	<div>A photograph of a LEADWELL V20i-T 5 Axis Vertical Machining Centre. The machine is a large, boxy vertical machine with a black and white paint scheme. It has a large, open front door and a control panel on the right side.</div> <p>LEADWELL V20i-T 5 Axis Vertical Machining Centre with Fanuc 0i-MD Control. Year 2015</p> <p>X/Y/Z 510/410/383 mm. Rotary Table Dims 210 mm. 24 ATC. Spindle Taper BT40. 10,000 RPM with oil chiller. Rapid Traverse X/Y/Z 36/min. Coolant Through Spindle. Swarf Conveyor. Spindle Motor 30 min/cont 15kW. Hours 2022. Dimensions LxWxH 2700 x 2140 x 2620 mm. Weight 5200Kg</p>